



CEV REPSOL 2013 Circuit de Catalunya

Moto3

Entrenamientos Oficiales 1 - Grupo A

Clasificación Provisional

Pos	Nº	Piloto	Equipo	Moto Neumático	Nac.	Cat.	Vtas	Vlta.	Tiempo	Dif. 1º	Dif. Ant	Km/h
1	98	WAYNE RYAN	KRP/ RACING STEPS FOUNDATION		GBR		13	11	2:15.590	-	-	125.5
2	89	FRASER ROGERS	H43 TEAM NOBBY TALASUR BLUMAQ	HONDA	GBR		14	10	2:18.191	+2.601	+2.601	123.1
3	26	DANIEL SAEZ	TEAM JJSAEZ	HONDA	SPA		10	7	2:18.267	+2.677	+0.076	123.1
4	22	LUCA AMATO	HALCOURIER SPIEL-KISTE MS		GER		9	4	2:18.318	+2.728	+0.051	123.0
5	9	JORGE NAVARRO	CUNA DE CAMPEONES	MIR RACING	SPA		13	11	2:19.612	+4.022	+1.294	121.9
6	25	EMILIANO LANCIONI	TEAM CALVO	KTM	ARG		10	6	2:20.255	+4.665	+0.643	121.3
7	99	XAVIER CARDELUS	CARDELUS RACING TEAM		AND		13	11	2:20.798	+5.208	+0.543	120.9
8	36	MAX ENDERLEIN	ADAC SACHSEN LEISTUNGSZENTRUM	HONDA	GER		13	8	2:21.028	+5.438	+0.230	120.7
9	51	KENTA FUJII	F.C.C. TSR HONDA	TSR	JPN		11	6	2:21.920	+6.330	+0.892	119.9
10	27	ALEXANDRE SIREROL	J.COSTA COMPETICION-THE FAMILY TE	HONDA	SPA		13	9	2:21.982	+6.392	+0.062	119.9
11	80	HAFIQ AZMI	TOUCHLINE - SIC - AJO	KTM	MAL		14	12	2:22.146	+6.556	+0.164	119.7
12	95	JULES DANILO	CYGNET RACING - FURYGAN	KALEX-KTM	FRA		16	16	2:22.191	+6.601	+0.045	119.7
13	21	ALESSIO CASTELLI	JUNIOR TEAM ESTRELLA GALICIA 0.0	KTM	ITA		5	4	2:22.397	+6.807	+0.206	119.5
14	15	BRYAN SCHOUTEN	DUTCH RACING TEAM		NED		14	9	2:23.302	+7.712	+0.905	118.8
15	6	MARIA HERRERA	JUNIOR TEAM ESTRELLA GALICIA 0.0	KTM	SPA		13	11	2:23.405	+7.815	+0.103	118.7
16	52	COREY TURNER	LARRESPORT HONDA		AUS		12	9	2:24.180	+8.590	+0.775	118.0
17	64	SARA SANCHEZ	LARRESPORT HONDA	HONDA	SPA		14	14	2:24.312	+8.722	+0.132	117.9
18	44	HUGO CASADESUS	2.0 RACING TEAM	HONDA	FRA		15	15	2:24.399	+8.809	+0.087	117.8
19	68	CHRISTOPHE RAFAEL	LA SALLE DES MOTEURS	HONDA	FRA		13	5	2:24.582	+8.992	+0.183	117.7
20	39	FEDERICO FULIGNI	TEAM ELLE2 CIATTI		ITA		15	14	2:24.674	+9.084	+0.092	117.6
21	17	EDGAR GALLIPOLI	TEAM VENEZUELA	HONDA	VEN		11	6	2:27.210	+11.620	+2.536	115.6
22	78	PIERRE GINIEYS	PP PROMOTION	HONDA	FRA		13	12	2:27.253	+11.663	+0.043	115.6

No Clasificados (Tiempo max. qual. : 2:29.149)

66	EDUARDO ALAYON	KRP-HONDA			SPA		4	4	2:29.974			113.5
23	MARLON VELANDIA	TEAM VENEZUELA		HONDA	VEN		5	4	2:30.046			113.4
11	ALBERT ARENAS	TEAM STYLOBIKE			SPA			1				
49	BORJA QUERO	MIR RACING		MIR RACING	SPA							

Oficial Provisional Oficial Final

Vuelta rápida: Nº 98 tiempo 2:15.590 (vuelta 11, 125.5km/h)

CIRCUIT DE CATALUNYA (4727 m.)

Comisarios deportivos:	Director de carrera:	Cronometrador:
Hora:	Hora:	Hora:





CEV REPSOL 2013 Circuit de Catalunya

Moto3

Entrenamientos Oficiales 1 - Grupo A

Mejores tiempos de sector

S1			S2		S3		Vuelta Ideal		Mejor Vuelta	
Pos	Piloto	Tiempo	Piloto	Tiempo	Piloto	Tiempo	Pos	Piloto		
1	98 W.RYAN	38.783	98 W.RYAN	51.898	98 W.RYAN	44.909	1	W.RYAN	2'15.590	2:15.590 (1)
2	89 F.ROGERS	39.479	22 L.AMATO	52.738	26 D.SAEZ	45.116	2	L.AMATO	2'17.745	2:18.318 (4)
3	22 L.AMATO	39.536	26 D.SAEZ	52.778	89 F.ROGERS	45.289	3	D.SAEZ	2'17.873	2:18.267 (3)
4	25 E.LANCIONI	39.909	89 F.ROGERS	53.184	22 L.AMATO	45.471	4	F.ROGERS	2'17.952	2:18.191 (2)
5	9 J.NAVARRO	39.937	9 J.NAVARRO	53.494	36 M.ENDERLEIN	46.020	5	J.NAVARRO	2'19.474	2:19.612 (5)
6	36 M.ENDERLEIN	39.959	99 X.CARDELUS	53.706	9 J.NAVARRO	46.043	6	E.LANCIONI	2'20.085	2:20.255 (6)
7	26 D.SAEZ	39.979	21 A.CASTELLI	53.809	21 A.CASTELLI	46.078	7	A.CASTELLI	2'20.367	2:22.397 (13)
8	99 X.CARDELUS	40.050	25 E.LANCIONI	53.826	51 K.FUJII	46.223	8	X.CARDELUS	2'20.464	2:20.798 (7)
9	80 H.AZMI	40.080	80 H.AZMI	54.298	25 E.LANCIONI	46.350	9	M.ENDERLEIN	2'21.025	2:21.028 (8)
10	15 B.SCHOUTEN	40.145	27 A.SIREROL	54.403	99 X.CARDELUS	46.708	10	H.AZMI	2'21.461	2:22.146 (11)
11	95 J.DANILO	40.148	52 C.TURNER	54.464	27 A.SIREROL	46.816	11	A.SIREROL	2'21.882	2:21.982 (10)
12	66 E.ALAYON	40.199	95 J.DANILO	54.800	95 J.DANILO	47.008	12	K.FUJII	2'21.920	2:21.920 (9)
13	51 K.FUJII	40.282	36 M.ENDERLEIN	55.046	80 H.AZMI	47.083	13	J.DANILO	2'21.956	2:22.191 (12)
14	6 M.HERRERA	40.474	15 B.SCHOUTEN	55.096	15 B.SCHOUTEN	47.289	14	B.SCHOUTEN	2'22.530	2:23.302 (14)
15	21 A.CASTELLI	40.480	51 K.FUJII	55.415	64 S.SANCHEZ	47.299	15	M.HERRERA	2'23.320	2:23.405 (15)
16	27 A.SIREROL	40.663	6 M.HERRERA	55.487	6 M.HERRERA	47.359	16	C.TURNER	2'23.958	2:24.180 (16)
17	68 C.RAFEL	40.849	39 F.FULIGNI	55.514	68 C.RAFEL	47.418	17	S.SANCHEZ	2'24.103	2:24.312 (17)
18	64 S.SANCHEZ	41.096	44 H.CASADESUS	55.676	44 H.CASADESUS	47.475	18	C.RAFEL	2'24.297	2:24.582 (19)
19	39 F.FULIGNI	41.108	64 S.SANCHEZ	55.708	39 F.FULIGNI	47.763	19	H.CASADESUS	2'24.359	2:24.399 (18)
20	44 H.CASADESUS	41.208	23 M.VELANDIA	56.016	52 C.TURNER	48.124	20	F.FULIGNI	2'24.385	2:24.674 (20)
21	52 C.TURNER	41.370	68 C.RAFEL	56.030	78 P.GINIEYS	48.166	21	E.ALAYON	2'24.687	2:29.974 (23)
22	17 E.GALLIPOLI	41.587	66 E.ALAYON	56.252	66 E.ALAYON	48.236	22	P.GINIEYS	2'26.813	2:27.253 (22)
23	78 P.GINIEYS	41.622	78 P.GINIEYS	57.025	17 E.GALLIPOLI	48.431	23	E.GALLIPOLI	2'27.096	2:27.210 (21)
24	23 M.VELANDIA	42.229	17 E.GALLIPOLI	57.078	23 M.VELANDIA	49.216	24	M.VELANDIA	2'27.461	2:30.046 (24)



CEV REPSOL 2013

ifme



DORVA



CEV REPSOL 2013 Circuit de Catalunya

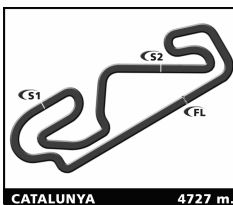
Moto3

Entrenamientos Oficiales 1 - Grupo A

Secuencia de vueltas rápidas

Tiempo Sesión	Nº Piloto	Equipo	Moto	Nac	Tiempo	Kmh/h	Vuelta
5:08.348	98 WAYNE RYAN	KRP/ RACING STEPS FOUNDATIO		GBR	2:22.236	119.6	2
6:51.235	22 LUCA AMATO	HALCOURIER SPIEL-KISTE MS		GER	2:19.197	122.3	2
11:29.870	22 LUCA AMATO	HALCOURIER SPIEL-KISTE MS		GER	2:18.318	123.0	4
19:13.412	98 WAYNE RYAN	KRP/ RACING STEPS FOUNDATIO		GBR	2:18.299	123.0	6
21:30.339	98 WAYNE RYAN	KRP/ RACING STEPS FOUNDATIO		GBR	2:16.927	124.3	7
23:46.778	98 WAYNE RYAN	KRP/ RACING STEPS FOUNDATIO		GBR	2:16.439	124.7	8
26:02.681	98 WAYNE RYAN	KRP/ RACING STEPS FOUNDATIO		GBR	2:15.903	125.2	9
30:34.247	98 WAYNE RYAN	KRP/ RACING STEPS FOUNDATIO		GBR	2:15.590	125.5	11





CEV REPSOL 2013 Circuit de Catalunya

Moto3

Entrenamientos Oficiales 1 - Grupo A

Vuelta a vuelta

6 - MARIA HERRERA

Vta.	Tiempo	Sector 1	Sector 2	Sector 3	Hora
1	3:20.421	1:12.507	1:10.360	57.554	09:57
2	2:45.270	46.123	1:04.128	55.019	10:00
3	3:08.636B	48.456	1:04.830	1:15.350	10:03
4	3:58.645	2:02.193	1:03.303	53.149	10:07
5	2:34.356	43.750	1:00.123	50.483	10:09
6	2:29.917	42.709	57.473	49.735	10:12
7	2:28.721	41.752	56.921	50.048	10:14
8	2:29.706	42.021	57.131	50.554	10:17
9	2:27.407	41.933	56.457	49.017	10:19
10	2:24.497	41.112	55.487	47.898	10:22
11	2:23.405	40.474	55.572	47.359	10:24
12	2:26.567	41.675	56.491	48.401	10:26
13	2:50.096B	43.622	1:00.677	1:05.797	10:29

9 - JORGE NAVARRO

Vta.	Tiempo	Sector 1	Sector 2	Sector 3	Hora
1	3:56.943	2:02.485	1:01.735	52.723	09:57
2	2:35.449	45.981	59.708	49.760	10:00
3	2:29.636	43.789	57.553	48.294	10:03
4	2:26.592	42.546	56.279	47.767	10:05
5	2:25.388	42.311	55.870	47.207	10:07
6	2:34.190B	41.514	56.082	56.594	10:10
7	11:07.354	9:21.670	57.611	48.073	10:21
8	2:25.222	42.581	55.241	47.400	10:24
9	2:21.574	40.869	54.180	46.525	10:26
10	2:21.208	40.910	53.982	46.316	10:28
11	2:19.612	39.937	53.632	46.043	10:31
12	2:19.887	40.226	53.494	46.167	10:33
13	2:20.885	40.369	54.183	46.333	10:35

11 - ALBERT ARENAS

Vta.	Tiempo	Sector 1	Sector 2	Sector 3	Hora
1	23:32.208B				10:17

15 - BRYAN SCHOUTEN

Vta.	Tiempo	Sector 1	Sector 2	Sector 3	Hora
1	4:13.550	2:24.382	59.459	49.709	09:58
2	2:26.311	41.697	56.554	48.060	10:00
3	2:24.487	41.295	55.903	47.289	10:03
4	2:29.572	40.387	57.007	52.178	10:05
5	2:35.466B	41.118	57.502	56.846	10:08

6	5:49.603	4:04.183	56.824	48.596	10:13
7	2:24.785	41.101	56.042	47.642	10:16
8	2:23.376	40.560	55.149	47.667	10:18
9	2:23.302	40.145	55.242	47.915	10:21
10	2:23.964	40.793	55.144	48.027	10:23
11	2:23.627	40.407	55.096	48.124	10:25
12	2:23.813	40.182	55.454	48.177	10:28
13	2:23.811	40.232	55.400	48.179	10:30
14	2:34.790B	41.218	56.034	57.538	10:33

17 - EDGAR GALLIPOLI

Vta.	Tiempo	Sector 1	Sector 2	Sector 3	Hora
1	5:56.718B	3:50.835	1:04.672	1:01.211	09:59
2	11:44.310	9:55.414	58.538	50.358	10:11
3	2:33.570	44.306	59.111	50.153	10:14
4	2:29.260	42.848	57.078	49.334	10:16
5	2:29.273	41.973	58.248	49.052	10:19
6	2:27.210	41.693	57.086	48.431	10:21
7	2:30.934	42.433	58.110	50.391	10:24
8	2:30.040	41.587	58.209	50.244	10:26
9	2:32.702	42.991	59.416	50.295	10:29
10	2:31.312	42.635	58.862	49.815	10:31
11	2:29.882	42.638	57.521	49.723	10:34

21 - ALESSIO CASTELLI

Vta.	Tiempo	Sector 1	Sector 2	Sector 3	Hora
1	2:50.216	1:05.725	57.672	46.819	09:56
2	2:31.445B	42.016	54.744	54.685	09:59
3	3:42.859	2:00.830	55.480	46.549	10:03
4	2:22.397	40.480	55.839	46.078	10:05
5	21:47.166B	40.978	53.809	...	10:27

22 - LUCA AMATO

Vta.	Tiempo	Sector 1	Sector 2	Sector 3	Hora
1	4:32.038	2:46.565	57.765	47.708	09:58
2	2:19.197	39.714	53.865	45.618	10:00
3	2:20.317	40.116	54.120	46.081	10:03
4	2:18.318	39.712	53.135	45.471	10:05
5	2:44.650	39.536	52.738	1:12.376	10:08
6	2:50.783B	41.005	1:03.635	1:06.143	10:11
7	12:18.499	...	55.733	47.390	10:23
8	2:20.501	40.044	53.767	46.690	10:25
9	3:07.821B	40.141	1:21.761	1:05.919	10:28



CEV REPSOL 2013

ifme



DORVA



CEV REPSOL 2013 Circuit de Catalunya

Moto3

Entrenamientos Oficiales 1 - Grupo A

Vuelta a vuelta

23 - MARLON VELANDIA

Vta.	Tiempo	Sector 1	Sector 2	Sector 3	Hora
1	13:32.170B	3:37.068			10:07
2	13:29.475	...	1:02.918	54.919	10:21
3	2:33.395	44.391	58.978	50.026	10:23
4	2:30.046	43.024	57.696	49.326	10:26
5	2:30.584	43.219	58.149	49.216	10:28

25 - EMILIANO LANCONI

Vta.	Tiempo	Sector 1	Sector 2	Sector 3	Hora
1	10:13.157	8:29.549	55.470	48.138	10:04
2	2:23.125	40.799	55.519	46.807	10:06
3	2:21.065	40.428	53.980	46.657	10:08
4	2:20.716	40.316	53.860	46.540	10:11
5	2:21.589	39.909	54.929	46.751	10:13
6	2:20.255	40.079	53.826	46.350	10:15
7	2:42.840B	41.567	57.622	1:03.651	10:18
8	9:04.283	7:18.675	57.202	48.406	10:27
9	2:24.585	41.204	55.268	48.113	10:30
10	3:02.907B	47.975	1:09.625	1:05.307	10:33

26 - DANIEL SAEZ

Vta.	Tiempo	Sector 1	Sector 2	Sector 3	Hora
1	11:33.123	9:42.128	1:01.921	49.074	10:05
2	2:31.403	41.858	55.527	54.018	10:08
3	2:22.832	41.380	54.196	47.256	10:10
4	2:21.103	41.087	53.957	46.059	10:12
5	2:22.906	41.307	54.939	46.660	10:15
6	2:21.030	41.174	54.740	45.116	10:17
7	2:18.267	40.154	52.778	45.335	10:19
8	2:20.846	39.979	54.461	46.406	10:22
9	2:19.719	40.157	53.232	46.330	10:24
10	2:34.847B	40.718	55.029	59.100	10:27

27 - ALEXANDRE SIREROL

Vta.	Tiempo	Sector 1	Sector 2	Sector 3	Hora
1	3:50.354	1:53.256	1:04.467	52.631	09:57
2	2:29.610	43.215	57.763	48.632	10:00
3	2:28.054	41.519	57.707	48.828	10:02
4	2:26.111	41.576	56.126	48.409	10:05
5	2:22.974	41.012	55.113	46.849	10:07
6	2:22.456	40.878	54.403	47.175	10:09
7	2:22.741	40.786	54.830	47.125	10:12

8	2:23.284	40.736	54.862	47.686	10:14
9	2:21.982	40.663	54.503	46.816	10:17
10	2:32.770B	40.975	55.405	56.390	10:19
11	4:28.195	2:43.362	57.056	47.777	10:24
12	2:24.271	41.350	55.519	47.402	10:26
13	2:58.441B	40.706	1:18.254	59.481	10:29

36 - MAX ENDERLEIN

Vta.	Tiempo	Sector 1	Sector 2	Sector 3	Hora
1	3:57.748	2:08.489	59.758	49.501	09:57
2	2:28.435	43.165	57.548	47.722	10:00
3	2:24.889	41.977	55.634	47.278	10:02
4	2:23.226	41.037	55.230	46.959	10:05
5	2:21.623	40.292	55.046	46.285	10:07
6	2:37.278B	42.758	55.785	58.735	10:10
7	9:19.953	7:36.419	56.026	47.508	10:19
8	2:21.028	39.959	55.049	46.020	10:21
9	2:31.642B	40.311	55.440	55.891	10:24
10	4:07.825	2:23.179	57.597	47.049	10:28
11	2:22.541	40.328	55.379	46.834	10:30
12	2:26.347	42.776	55.903	47.668	10:33
13	2:21.982	40.410	55.271	46.301	10:35

39 - FEDERICO FULIGNI

Vta.	Tiempo	Sector 1	Sector 2	Sector 3	Hora
1	3:33.152	1:37.572	1:02.907	52.673	09:57
2	2:35.287	44.388	59.960	50.939	10:00
3	2:33.515	44.062	59.148	50.305	10:02
4	2:30.863	42.849	58.112	49.902	10:05
5	2:29.051	42.196	57.472	49.383	10:07
6	2:28.849	41.863	57.546	49.440	10:10
7	2:29.594	42.151	57.736	49.707	10:12
8	2:53.551B	44.160	1:02.789	1:06.602	10:15
9	6:01.874	4:06.412	1:02.049	53.413	10:21
10	2:33.613	43.032	58.551	52.030	10:24
11	2:27.569	41.859	56.741	48.969	10:26
12	2:27.987	41.797	57.345	48.845	10:29
13	2:26.206	41.455	56.314	48.437	10:31
14	2:24.674	41.397	55.514	47.763	10:33
15	2:25.786	41.108	56.092	48.586	10:36

44 - HUGO CASADESUS

Vta.	Tiempo	Sector 1	Sector 2	Sector 3	Hora
1	3:23.461	1:13.425	1:11.118	58.918	09:57



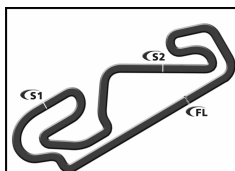


CEV REPSOL 2013

rfe



DORVA



CATALUNYA 4727 m.

CEV REPSOL 2013 Circuit de Catalunya

Moto3

Entrenamientos Oficiales 1 - Grupo A

Vuelta a vuelta

2	2:43.713	47.222	1:03.437	53.054	10:00
3	2:43.595	47.028	1:04.658	51.909	10:02
4	2:36.066	44.644	1:00.640	50.782	10:05
5	2:38.327	44.414	59.385	54.528	10:08
6	2:34.030	42.803	1:00.939	50.288	10:10
7	2:29.409	42.544	57.220	49.645	10:13
8	2:27.109	42.111	56.844	48.154	10:15
9	2:26.328	41.208	56.301	48.819	10:18
10	2:43.838B	41.804	59.497	1:02.537	10:20
11	5:49.037	4:00.878	58.174	49.985	10:26
12	2:27.443	42.048	57.115	48.280	10:29
13	2:25.617	41.586	56.068	47.963	10:31
14	2:26.654	41.903	56.717	48.034	10:33
15	2:24.399	41.248	55.676	47.475	10:36

51 - KENTA FUJII

Vta.	Tiempo	Sector 1	Sector 2	Sector 3	Hora
1	3:50.470	2:04.627	56.921	48.922	09:57
2	2:25.527	41.764	56.665	47.098	10:00
3	2:42.156B	43.091	1:00.006	59.059	10:02
4	9:54.827	8:09.002	58.426	47.399	10:12
5	2:23.217	40.987	55.511	46.719	10:15
6	2:21.920	40.282	55.415	46.223	10:17
7	2:47.156B	41.155	56.121	1:09.880	10:20
8	7:23.034	5:27.659	1:06.793	48.582	10:27
9	2:25.252	41.265	56.471	47.516	10:30
10	2:38.430	43.926	1:06.327	48.177	10:32
11	2:24.555	41.207	55.686	47.662	10:35

52 - COREY TURNER

Vta.	Tiempo	Sector 1	Sector 2	Sector 3	Hora
1	3:56.940	2:07.876	58.561	50.503	09:57
2	2:31.736	44.107	58.540	49.089	10:00
3	2:32.662	42.865	57.546	52.251	10:03
4	2:32.356	46.439	57.326	48.591	10:05
5	2:27.853	42.103	56.242	49.508	10:08
6	2:34.502	47.014	58.676	48.812	10:10
7	2:25.903	41.370	56.199	48.334	10:13
8	2:26.161	42.023	56.011	48.127	10:15
9	2:24.180	41.592	54.464	48.124	10:17
10	2:41.455B	42.293	57.133	1:02.029	10:20
11	7:41.269	5:54.733	57.738	48.798	10:28
12	2:26.168	41.899	55.891	48.378	10:30

64 - SARA SANCHEZ

Vta.	Tiempo	Sector 1	Sector 2	Sector 3	Hora
1	4:16.026	2:20.384	1:03.889	51.753	09:58
2	2:34.836	43.902	59.853	51.081	10:00
3	2:31.183	42.798	58.514	49.871	10:03
4	2:30.284	42.950	58.669	48.665	10:05
5	2:30.604	42.479	58.031	50.094	10:08
6	2:29.428	42.454	57.799	49.175	10:10
7	2:28.811	42.261	57.464	49.086	10:13
8	2:28.210	42.491	57.664	48.055	10:15
9	2:43.637B	43.088	57.726	1:02.823	10:18
10	7:46.733	5:57.645	59.060	50.028	10:26
11	2:31.087	43.950	57.478	49.659	10:28
12	2:28.389	42.572	56.881	48.936	10:31
13	2:24.566	41.559	55.708	47.299	10:33
14	2:24.312	41.096	55.871	47.345	10:36

66 - EDUARDO ALAYON

Vta.	Tiempo	Sector 1	Sector 2	Sector 3	Hora
1	2:48.001	1:03.513	56.252	48.236	09:56
2	22:08.311B	40.199	...	1:04.915	10:18
3	12:38.459	...	1:00.710	49.698	10:31
4	2:29.974	41.398	58.638	49.938	10:34

68 - CHRISTOPHE RAFAEL

Vta.	Tiempo	Sector 1	Sector 2	Sector 3	Hora
1	3:18.925	1:26.906	59.901	52.118	09:57
2	2:31.409	43.403	58.269	49.737	09:59
3	2:27.125	42.003	56.565	48.557	10:02
4	2:24.947	41.374	56.030	47.543	10:04
5	2:24.582	40.849	56.315	47.418	10:07
6	2:45.596B	41.613	59.051	1:04.932	10:09
7	6:03.841	4:17.605	57.381	48.855	10:15
8	2:26.170	41.495	56.556	48.119	10:18
9	2:47.194B	43.810	1:03.049	1:00.335	10:21
10	6:49.413	5:02.982	58.121	48.310	10:27
11	2:26.907	41.924	57.174	47.809	10:30
12	2:27.049	41.631	57.498	47.920	10:32
13	2:25.032	41.259	56.045	47.728	10:35

78 - PIERRE GINIEYS

Vta.	Tiempo	Sector 1	Sector 2	Sector 3	Hora
1	3:24.013	1:29.476	1:02.462	52.075	09:57



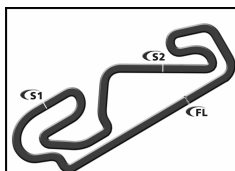


CEV REPSOL 2013

ifme



DORVA



CEV REPSOL 2013 Circuit de Catalunya

Moto3

Entrenamientos Oficiales 1 - Grupo A

Vuelta a vuelta

CATALUNYA 4727 m.

2	2:41.038	45.788	1:02.185	53.065	10:00
3	3:30.851 B	50.211	1:23.845	1:16.795	10:03
4	6:10.804	4:21.009	59.520	50.275	10:09
5	2:33.854	43.472	59.974	50.408	10:12
6	2:30.462	42.128	59.126	49.208	10:14
7	2:29.950	42.374	58.343	49.233	10:17
8	2:29.072	42.277	58.182	48.613	10:19
9	2:36.168 B	41.852	57.651	56.665	10:22
10	4:14.176	2:28.025	57.318	48.833	10:26
11	2:27.638	42.256	57.216	48.166	10:29
12	2:27.253	42.013	57.025	48.215	10:31
13	2:28.113	41.622	57.842	48.649	10:34

80 - HAFIQ AZMI

Vta.	Tiempo	Sector 1	Sector 2	Sector 3	Hora
1	3:56.647	2:04.434	1:01.322	50.891	09:57
2	2:29.158	42.988	57.491	48.679	10:00
3	2:27.013	42.619	56.437	47.957	10:02
4	2:24.837	41.902	55.189	47.746	10:05
5	2:24.595	41.248	55.599	47.748	10:07
6	2:23.973	41.217	55.000	47.756	10:10
7	2:23.906	40.715	54.855	48.336	10:12
8	2:45.777 B	44.691	1:01.649	59.437	10:15
9	8:00.330	6:07.941	1:00.649	51.740	10:23
10	2:25.684	41.154	55.916	48.614	10:25
11	2:23.945	40.737	55.287	47.921	10:28
12	2:22.146	40.765	54.298	47.083	10:30
13	2:23.347	40.080	55.034	48.233	10:32
14	2:22.986	40.793	54.517	47.676	10:35

89 - FRASER ROGERS

Vta.	Tiempo	Sector 1	Sector 2	Sector 3	Hora
1	4:31.933	2:37.955	1:02.178	51.800	09:58
2	2:29.713	43.513	57.747	48.453	10:01
3	2:25.277	42.526	55.755	46.996	10:03
4	2:23.080	41.256	55.296	46.528	10:05
5	2:22.487	40.862	54.802	46.823	10:08
6	2:21.402	40.323	54.713	46.366	10:10
7	2:20.545	40.060	53.940	46.545	10:12
8	2:19.150	39.903	53.501	45.746	10:15
9	2:18.565	39.764	53.512	45.289	10:17
10	2:18.191	39.479	53.184	45.528	10:19
11	2:24.350 B	39.857	53.242	51.251	10:22
12	8:39.489	6:56.271	55.544	47.674	10:30

95 - JULES DANILO

Vta.	Tiempo	Sector 1	Sector 2	Sector 3	Hora
1	3:25.238	1:34.943	59.459	50.836	09:57
2	2:33.330	43.736	1:00.139	49.455	09:59
3	2:30.079	42.566	58.126	49.387	10:02
4	2:29.634	43.094	57.696	48.844	10:04
5	2:26.679	41.931	56.182	48.566	10:07
6	2:25.081	41.110	55.859	48.112	10:09
7	2:24.604	40.484	56.359	47.761	10:12
8	2:23.769	40.678	55.629	47.462	10:14
9	2:22.954	40.533	55.035	47.386	10:17
10	2:30.387 B	40.573	54.832	54.982	10:19
11	4:37.276	2:52.995	56.591	47.690	10:24
12	2:23.544	40.634	55.479	47.431	10:26
13	2:22.495	40.502	54.985	47.008	10:28
14	2:24.345	40.148	55.210	48.987	10:31
15	2:22.908	40.619	55.179	47.110	10:33
16	2:22.191	40.365	54.800	47.026	10:36

98 - WAYNE RYAN

Vta.	Tiempo	Sector 1	Sector 2	Sector 3	Hora
1	2:46.112	1:02.446	56.122	47.544	09:56
2	2:22.236	41.353	54.409	46.474	09:59
3	2:21.033	40.735	53.974	46.324	10:01
4	2:29.223 B	40.541	54.036	54.646	10:03
5	6:56.509	5:16.237	53.573	46.699	10:10
6	2:18.299	39.543	53.073	45.683	10:13
7	2:16.927	39.149	52.646	45.132	10:15
8	2:16.439	39.210	52.172	45.057	10:17
9	2:15.903	38.870	52.051	44.982	10:20
10	2:15.976	38.852	52.204	44.920	10:22
11	2:15.590	38.783	51.898	44.909	10:24
12	2:22.214	39.409	55.024	47.781	10:26
13	2:28.818 B	38.842	54.842	55.134	10:29

99 - XAVIER CARDELUS

Vta.	Tiempo	Sector 1	Sector 2	Sector 3	Hora
1	4:16.685	2:22.166	1:02.581	51.938	09:58
2	2:33.357	43.459	59.918	49.980	10:00
3	2:39.344 B	42.366	56.759	1:00.219	10:03
4	3:32.212	1:45.093	57.745	49.374	10:07



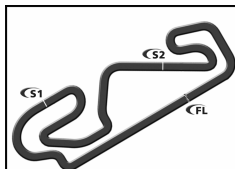


CEV REPSOL 2013

ifme



DORNA



CEV REPSOL 2013 Circuit de Catalunya

Moto3

Entrenamientos Oficiales 1 - Grupo A

Vuelta a vuelta

CATALUNYA 4727 m.

5	2:27.688	42.266	56.587	48.835	10:09
6	2:25.696	41.356	56.279	48.061	10:11
7	2:24.867	41.280	55.523	48.064	10:14
8	2:24.251	41.033	55.366	47.852	10:16
9	2:23.313	41.024	54.942	47.347	10:19
10	2:22.025	40.582	54.360	47.083	10:21
11	2:20.798	40.270	53.706	46.822	10:23
12	2:20.861	40.185	53.968	46.708	10:26
13	2:24.694	40.050	55.824	48.820	10:28

